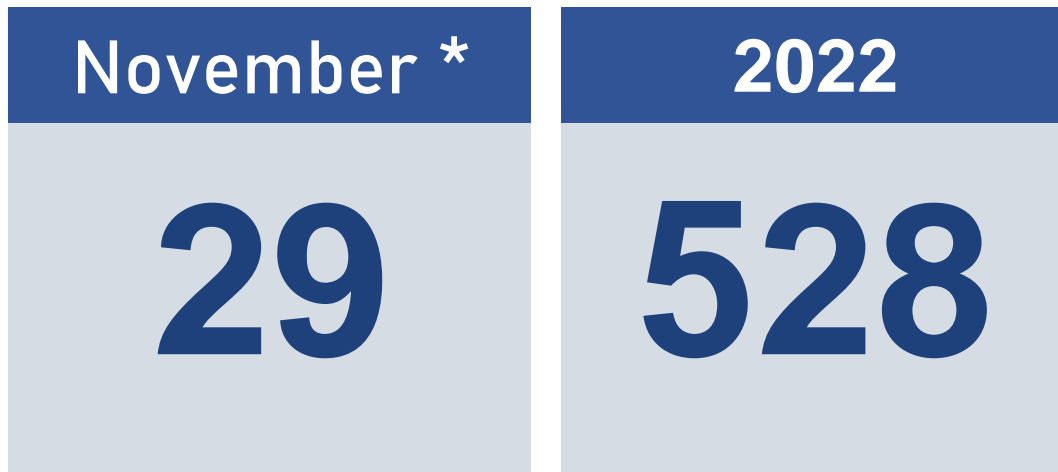


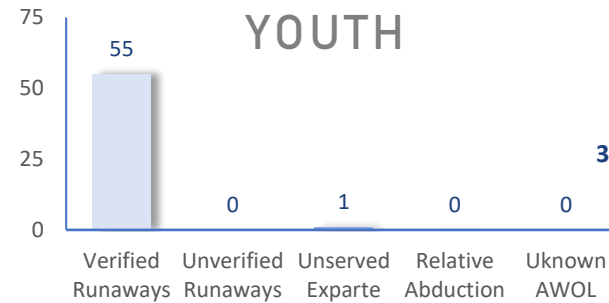
The following statistics show the status and demographics of absent Kansas foster youth and track DCF's successful recovery efforts.

## RECOVERED YOUTH

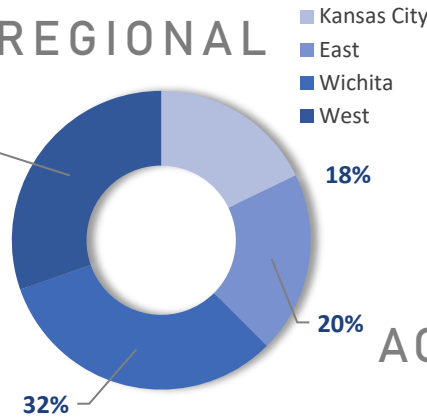


\*A youth may be recovered more than once per month.

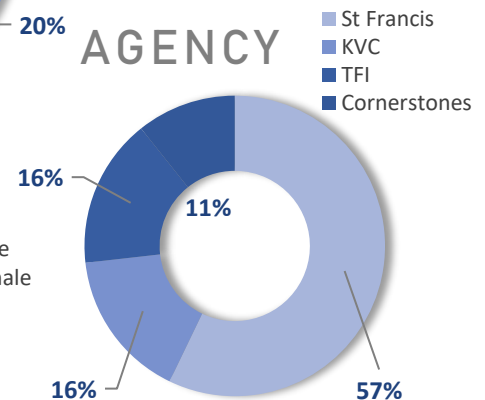
## CURRENT AWOL YOUTH



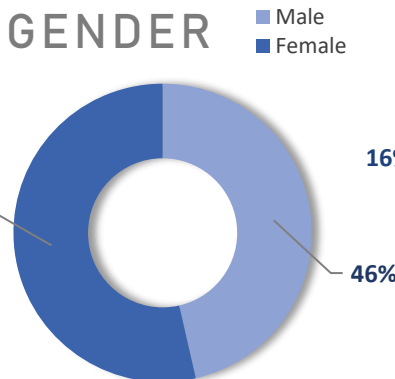
## REGIONAL



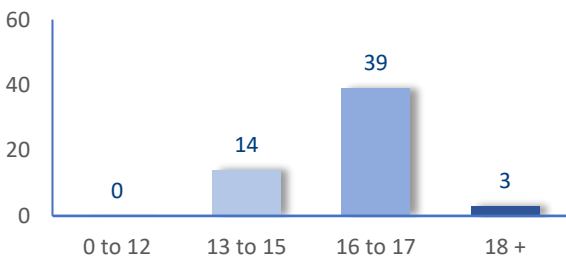
## AGENCY



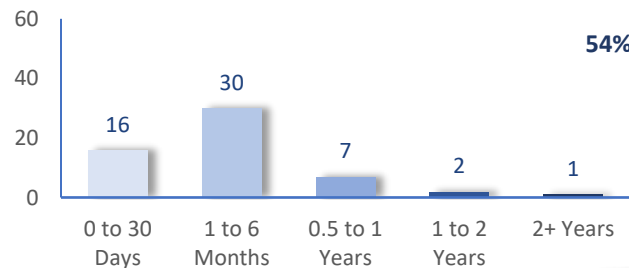
## GENDER



## AGE



## TIME



## DAILY AWOL YOUTH

# 2022

August		September		October		November	
DATE	# AWOL	DATE	# AWOL	DATE	# AWOL	DATE	# AWOL
1	74	1	69	3	65	1	59
2	72	2	66	4	66	2	58
3	71	6	70	5	64	3	58
4	72	7	70	6	65	4	61
5	72	8	70	7	65	7	63
8	72	9	69	10	63	8	60
9	71	12	69	11	65	9	61
10	67	13	71	12	68	10	60
11	64	14	71	13	62	14	59
12	63	15	72	14	62	15	57
15	62	16	67	17	72	16	56
16	63	19	66	18	73	17	56
17	63	20	64	19	63	18	56
18	64	21	65	20	62	21	56
19	64	22	64	21	60	22	56
22	66	23	64	24	59	23	58
23	68	26	66	25	61	28	56
24	66	27	68	26	60	29	
25	69	28	67	27	58	30	
26	68	29	66	28	57		
29	69	30	64	31	57		
30	66						
31	70						